



# THE PLANS

ACCOMMODATION

FLOOR	SQ FT IPMS 3	SQ M IPMS 3	
FIFTH Terrace	743	69	
FIFTH	8,202	762	
FOURTH	9,537	886	
THIRD	9,601	892	
SECOND	9,601	892	
FIRST	9,569	889	
GROUND Suite 1 Suite 2	5,134 1,981	477 184	
BASEMENT	Including 19 car spaces & 6 EV chargers		
<b>TOTAL</b>	<b>54,369</b>	<b>5,051</b>	








# BASEMENT



# GROUND FLOOR

Suite 1: 5,134 sq ft / 477 sq m  
 Suite 2: 1,981 / 184 sq m



						
CYCLE STORAGE	SHOWERS	TOILETS	OFFICE	RECEPTION	CORE	LIFT

# FLOORS 1-5

9,569 sq ft / 889 sq m



# FIFTH FLOOR TERRACE

743 sq ft / 69 sq m

